

THE BREMEN TOWN MUSICIANS

Primary






ELS MÚSICS DE BREMEN

BEFORE GOING TO THE THEATRE

1. Do you know The Bremen Town Musicians? Colour the title and the drawing.

Our friends are a donkey, a cat, a rooster, and a dog. Their owners have thrown them out of the house because they are old and no longer fit to work. Instead of getting depressed, they set off to Bremen. But when they arrive, they find a barrier in their way. Sad, but not defeated, they decide to play music together and gradually manage to tear the barrier down and get through. Thanks to teamwork, they are now a music group in Bremen.





2. The animals:

Kaito the Cat.
She plays the flute.



Antonie the Rooster.
He sings.



Jomo the Donkey.
He plays the drums



Pablo the Dog.
He plays the guitar.






a) Now we know who the protagonists of the novel are. So, we can play a game. Let's play a game. In the previous exercise we learnt the name of each animal. Do you remember them?

When the teacher says the name of an animal or instrument, the students will have a short written description of the character they have played to present orally to the rest of the class. They will have to use the structures and vocabulary in English that they have worked on in the classroom beforehand.







3. Let's work on the sounds of musical instruments. If we have a piano at school, they will give us a live audition. They can explain the parts. Remember the parts of the piano and place them where they are needed:

1. _ _ _ _ _

an instrument for converting sound waves into electrical energy variations that can then be amplified, transmitted, or recorded.

2. _ _ _ _ _

a keyboard musical instrument that has wire strings that make a sound when struck by felt-covered hammers operated from a keyboard.

3. _ _ _ _ _

the foundation upon which notes are drawn.

4. _ _ _ _ _

music's pattern in time.

5. _ _ _ _ _

with no instrumental accompaniment

6. _ _ _ _ _

a brass musical instrument with a flared bell and a bright, penetrating tone.

7. _ _ _ _ _

a musical performance given in public, typically by several performers or of several compositions.







4. Draw a sad or happy face depending on whether the actions are



Good





or bad





5. We danced to the songs of the show.





AFTER GOING TO THE THEATRE

6. Remember the story and answer the following questions:

A) Why did their owners abandon the dog, the cat, the donkey and the rooster?

.....

.....

.....

B) Were you afraid of being abandoned? Have you ever trembled with fear? When?

.....

.....

.....

C) What did they all decide to do together?

.....

.....

.....

D) How did they manage to tear down the Bremen barrier?





.....

.....

.....



7. Colour in pictures that represent caring for the animals and describe what they are doing:



.....

.....

.....

.....

.....

.....



8. Draw the scene from the play you liked best:



9. Order the following sentences:

a) is The farm donkey a animal.

.....
.....
.....
.....

b) man's Dogs best friends are

.....
.....
.....
.....

c) animals likes to protect, not kill The cat them.

.....
.....
.....
.....

d) Every the rooster cock-a-doodle doo morning day crows in the

.....
.....
.....
.....



10. The animals have made a mess with the instruments and now they don't know where theirs is, can you help them find it? Find the follow words: Jomo, Pablo, Kaito, Antonie, Drums, Guitar, Flute, Band.

A	S	J	O	M	O	R	A	Z
D	C	B	A	E	R	H	N	A
U	O	M	R	R	S	F	T	N
L	F	L	U	T	E	O	I	T
E	G	U	I	T	A	R	H	O
P	A	B	L	O	A	R	A	I
O	T	B	A	N	D	K	Z	N
R	I	D	R	U	M	S	M	E
T	M	C	K	A	I	T	O	A



- 11. During the story you have seen that the owners of the animals have not taken care of them and have not treated them very well. In small groups, make some posters to make others aware of the importance of treating animals well and taking care of them and explain how they can do it. You can use all kinds of materials (cardboard, paperboard, colouring, rubber bands, images, stickers, etc.). Take the opportunity to use the English vocabulary you have learnt. Later on, you can take these posters to other classes and explain them to the students or put them in a visible place in the school.**



transeduca

www.transeduca.com
info@transeduca.com
911 138 140 / 934 740 002