

THE THREE LITTLE PIGS

Primary





INTRODUCTION

In this document you'll find pre and post activities related to the story of *The Three Little Pigs*, to do before and after having been to the theatre. We encourage teachers to work on the activities which are appropriate for their students, and adapt them if necessary, based on the classes/individuals educational needs.

OBJECTIVES

1. To learn about the play
2. To work on student's moral values such as empathy, friendship, respect for individual differences in society.
3. To participate actively in activities related to the story of The Three Little Pigs.
4. To learn English vocabulary related to the story.
5. To encourage the desire to start reading stories in different languages.



BEFORE GOING TO THE THEATRE

Once upon a time there were three little pigs who lived in a forest and made lunch boxes for all the other animals. But one day, they met a very, very hungry wolf who wanted to eat them too.

When the little pigs realised the wolf was after them, they built 3 houses to stay safe: one made of straw, another of wood, and the last one of strong bricks. The wolf tried to blow down the straw and wooden houses, so the pigs ran to the brick house. The wolf huffed and puffed, but he couldn't blow down the brick house. The wolf was tired from trying to blow down the houses so he left. The three little pigs lived happily ever after, knowing their teamwork had kept them safe.

1. What is the word?

Write the word and colour the images from the story.




P _ _ _



W _ _ _




H _ _ _



W




S



B

2. Dot to dot.

Connect the dots to see the hidden animal.





3. What, who, when & where?

You're about to meet the three little pigs, but let's first learn more about yourself. Answer these questions.

- *What is your name?*
- *What is your favourite animal?*
- *What is your favourite color?*
- *Who is your funniest friend?*
- *Where do pigs live?*
- *Where do you live?*
- *When do you go to school?*
- *When do you have dinner?*


Now write your questions and ask your classmate:

- *What*.....?
- *Where*.....?
- *When*.....?
- *Who*.....?



4. Helping the little pigs.

Draw the perfect house for one of the three little pigs. Think about making your house strong to protect the pigs from the wolf.





5. **Vegetables.**

The three little pigs prepare the food for the animals. Can you colour these vegetables and fruits?



AP_LE



C_R_OT



O_A_GE



G_AP_S



BA_A_A



T_MA_O



ST_AW_E_RY



P_AR





L_TT_CE



6. Find the following hidden words:


PIG – THREE – LITTLE – WOLF – HOUSE – DOOR – WOOD – BRICK – STRAW – POTATO
– CHEESE - TOMATO





7. **It's time to colour!**

Pigs: pink; wolf: grey; house: yellow; window: blue; roof: red; plants: green.






AFTER GOING TO THE THEATRE

1. Did you enjoy the show?

Write the three things you enjoyed the most about the play.
For example, "I loved the colors", "the animals were funny".


- 1.
- 2.
- 3.

2. Circle the characters that appear in the story.






3. Do you remember the story? Put the pictures in the correct order. Use numbers.







4. Labyrinth.

Can you help the three little pigs find their home?






5. **Counting.** Can you count how many pigs, wolves and houses you can see?





6. **The pigs.**

Can you describe what the pigs are like?





7. Imagine that you have to build your own safe house. How would you do it? Draw it.





www.transeduca.com

info@transeduca.com

911 138 140 / 934 740 002